



CORE GRASSFLEX - Specification & Installation



CORE GRASS FLEX


Specification & Installation

CORELandscape
Products

THE PRODUCT

CORE GRASS FLEX is a range of grass protection mesh products. Across the three grades, they each protect grassed areas from varying traffic loads.

The 1000gsm roll is able to protect grass from infrequent light vehicle use, the 1400gsm withstanding frequent domestic vehicular traffic and the 1800gsm handling heavier vehicular traffic.



USE FOR

- ✓ Grass Parking • Grass tracks • Protects over compaction

TECHNICAL DATA

GSM	1000	1400	1800
Material	Polyethylene	Polyethylene	Polyethylene
Structure	Rhomboidal	Rhomboidal	Rhomboidal
MD Tensile Strength	6.5k/Nm	9.5k/Nm	11.5k/Nm
Roll Size	1 x 10m & 2 x 20m	1 x 10m & 2 x 20m	1 x 10m & 2 x 20m
Roll Weight	10kg & 20kg	14kg & 28kg	18kg & 72kg
Thickness	9mm	11mm	13mm
Colour	Green and Brown	Green and Brown	Green and Brown
Slip Resistance Test	BS7976:2	BS7976:2	BS7976:2
Unit Weight	1.0kg per m2	1.4kg per m2	1.8kg per m2



BENEFITS

- ✓ Prevents damage to natural grass surfaces caused by vehicular traffic
- ✓ Reduces soil compaction, allowing rainwater to reach the grass roots
- ✓ Helps prevent mud and erosion
- ✓ Easy to install and pull up for re-use for different events
- ✓ Enhances accessibility by providing a firm, even surface for wheelchair users and strollers

CORE GRASS FLEX

Specification & Installation

CORELandscape[®]
Products



Pinned with
Premium U Pin

WHY GRASSFLEX?

The CORE GRASSFLEX range is a quick and easy solution for grass protection. Across the 3 grades, you can safely and effectively protect and preserve your grass areas from a variety of traffic types.

CORE GRASSFLEX 1000gsm features an oscillated pattern and is unique due to its slip resistant surface that offers a sure footing to pedestrians, but also suitable for vehicles up to 2 tonnes.

CORE GRASSFLEX 1400gsm is a ground/grass protection mesh that provides the ideal grass matting protection for car parks, caravan parks, light aircraft taxiways, etc.

CORE GRASSFLEX 1800gsm is a ground/grass protection mesh that provides reinforcement for grass areas that are going to receive high levels of vehicular traffic. This includes frequent grass parking, occasional HGV use access tracks - as well as access tracks for emergency vehicles and refuse trucks.

SUPERIOR PROTECTION



Applications

Used frequently for event parking in grass fields, construction access points through grassed areas, green domestic car parking and grass tracks that receive high levels of vehicle traffic.

Installation

Simply roll it out in the area you wish to protect and pin it down using our U Pins.

Storage & Handling

Transported in roles that are shrink wrapped. Upon delivery, simply carry the roll to the area, cut open the shrink wrap and unroll it.

PPE

We recommend the use of personal protective equipment (PPE) when installing CORE GRASS FLEX, including strong gloves to protect the hands, and ear plugs or defenders if using loud cutting equipment.

Health & Safety

To comply with Health and Safety Regulations 1981, all construction sites should have a first aid box with enough equipment to cope with the number of workers on site, an Appointed Person to take charge of first-aid arrangements, and a First-Aider who has undertaken training and holds an HSE approved qualification to administer first aid. The number of first-aiders will depend on the site, and information should be clearly displayed on site telling workers the name of the Appointed Person(s) or First Aider(s) and where to find them.

Environmental Credentials

Polyethylene offers several eco-friendly benefits. First and foremost, Polyethylene is a recyclable material, meaning it can be reused and repurposed, reducing waste and conserving resources. Additionally, the production of HDPE requires less energy compared to other plastics, leading to a lower carbon footprint. Polyethylene is also non-toxic and safe for the environment, as it does not release harmful chemicals or leach into the soil or water. Its durability and resistance to weathering contribute to its long lifespan, reducing the need for frequent replacements and minimizing environmental impact. These eco-friendly attributes make polyethylene a sustainable choice for various applications, promoting a greener and more environmentally responsible approach.

Further Information

Please do not hesitate to contact us to discuss your next project. For more information on the entire CORE product line please refer to the Knowledge Centre on our website. You can find all of your downloads, install videos and case studies at www.corelp.co.uk.

LANDSCAPE PRODUCTS
THAT WON'T COST
YOU THE EARTH



CORE*Landscape[®]*
Products

build **beautiful** spaces

#BuildWithCORE

sales@corelp.co.uk | 0800 118 2278 | corelp.co.uk